

3.5 Transit

The eight-county RTPO is served by four transit organizations and two coordinated transportation agencies:

- Carroll County Transit
- Community Action Rural Transit System (CART) serving Columbiana County
- Coshocton County Coordinated Transportation Agency (CCCTA)
- South East Area Transit (SEAT) serving Guernsey and Muskingum Counties
- Harrison County Rural Transit
- Tuscarawas Coordinated Public Transportation

Holmes County is the only county within the planning area that is not served by a transit or coordinated transportation organization.

In 2013, over 368,100 passengers, 56% of which are elderly and/or disabled were served by these organizations. All of these organizations provide demand services and only one, SEAT, provides fixed routes as well as demand services. A limited fixed route or shuttle service is also provided by CCCTA.

Information concerning each transit agency is summarized in the sections which follow. This summary is based upon information and data from the Status of Public Transit in Ohio (ODOT 2012) supplemented by information obtained from each agency.

3.5.1 **Carroll County (Carroll County Transit)**

1. Service Area:
 - a. Carroll County and select trips outside of county
 - b. Trips must start in Carroll County but are not restricted to certain destinations
2. Fixed Routes and/or Call for Service:
 - a. Call Service
 - b. Fixed Routes not needed – No demand
3. Days and Hours:
 - a. Monday – Friday: 7:30am – 4:30pm
 - b. If hours are expanded, Board would need to approve along with ODOT
4. Fare Schedule:
 - a. Within Carrollton Village Limits: \$2.50
 - b. Within Carroll County: \$4.50
 - c. Out-of-County: \$7.50
 - d. Any trip over 40 miles one-way will be charged additional \$0.25 per mile
5. Number of Users:
 - a. Yearly: 33,777

6. Demographic Info:

- a. System Population: 28,836
- b. System Square Miles: 388
- c. Call for Ride Percent Demand Elderly/Disabled: 85.6%
- d. Contracts with:
 - i. Board of Disabilities
 - ii. Senior Center
 - 1. Provides all of their transportation
 - iii. Veterans Association
 - iv. Jobs and Family Services
 - 1. Medical appointments primarily
 - v. Carrollton and Malvern School Districts
 - 1. Primarily for disabled students

7. Buses:

- a. 6 Minivans
 - i. 7 passengers or
 - ii. 4 regular and 2 wheelchair spots
- b. 4 Vans
 - i. 14 seats
 - ii. 12 regular and 2 wheelchair spots
- c. All vehicles are handicap accessible except for one
- d. All vehicles are gas powered except for one diesel

8. Annual Budget

- a. Total System Costs: \$445,559
- b. Total System Revenues: \$365,586
- c. Total Capital Funds: \$125,789
- d. Overall +/-: \$123,421
- e. Annual Budget: \$534,537

9. Performance Measures

- a. Operating Recovery Ratio: 29.35%
- b. Operating Expense/Vehicle Mile: \$ 1.94
- c. Operating Expense/Trip: \$12.45
- d. Passenger Trips/Vehicle Mile: 0.16

10. Needs:

- a. Operating Funds
 - i. Help pay for more employees
 - ii. Just ordered 2 buses
- b. May need to hire full time maintenance staff if services expand

11. General Notes:

- a. 48 hours notice required for pickup
- b. Survey is in the works to see if hours need to expand
- c. Vehicles are advertised for sale after 5 years or 100,000 miles
- d. Advertisements placed on pharmacy bags, vehicles, golf course, medical offices, and restaurants

- i. Still a perception that service is for “old people”
- e. Municipal Court uses service to transport probationers to community service
 - i. Juvenile probates work at the office cleaning vehicles and doing ground maintenance
- f. 75% of trip denials are from same day calls and there is no availability.

3.5.2 Columbiana County (Community Action Rural Transit System)

1. Service Area:
 - a. Columbiana County
2. Fixed Routes and/or Call for Service:
 - a. Call for Service
 - i. Demand/Response
 - b. Possibly could use a fixed route system for Salem to Columbiana, and East Liverpool to Wellsville but a study would need to be done to determine if there would be enough use
3. Days and Hours:
 - a. Monday – Friday: 6:00am – 10:00pm
 - b. Saturday: 8:30am – 4:00pm Salem and East Liverpool Only
 - c. Need expanded Saturday service
 - d. Possibly Sunday service
 - i. Mainly for Sunday Church services
4. Fare Schedule (One Way):
 - a. In-Town: \$1.80
 - b. Inter-Community: \$3.30
 - c. Zone to Zone: \$4.30
 - d. Out of County: Call for Rates
 - e. Elderly/Disabled: 50% off each fare
5. Number of Users per year:
 - a. 73,802
 - b. Including JARC Customers: ~100,000
6. Demographic Info:
 - a. System Population: 112,075
 - b. System Square Miles: 532
 - c. Call for Ride Percent Demand Elderly/Disabled: 71.10%
7. Buses
 - a. 31 total
 - i. Current needs require 35
 - b. Size varies from 8-14 seats
8. Needs:
 - a. More Drivers

- i. Licensing Issues
 - b. Buses
 - i. Tried Expansion Vehicles, have been denied from ODOT
 - Currently Being addressed
9. Annual Budget
- a. Total System Costs: \$1,628,980
 - b. Total System Revenues: \$1,628,980
 - c. Total Capital Funds: \$310,164
 - d. Overall +/-: \$310,164
 - e. Annual Budget: \$2.4 million
10. Performance Measures
- a. Operating Recovery Ratio: 46.72%
 - b. Operating Expense/Vehicle Mile: \$ 2.39
 - c. Operating Expense/Trip: \$22.07
 - d. Passenger Trips/Vehicle Mile: 0.11
11. General Notes
- a. Need has grown quite bit, but can't meet needs of county under budget. But sometimes don't have enough drivers to fill buses currently owned.
 - b. Increase in shale industry has taken drivers away from agency
 - c. Job Access Reverse Commute (JARC) is a big customer base
 - i. Low income travelers
 - ii. Need more employer participation
 - 50% local match is required
 - d. Need one bus for Northern half of county

3.5.3 Coshocton County (Coshocton County Coordinated Transportation Agency)

- 1. Service Area:
 - a. Coshocton County and surrounding areas
- 2. Fixed Routes and/or Call for Service:
 - a. Call for Service
- 3. Days and Hours:
 - a. Offices: Monday – Friday: 8:00am – 4:00pm
 - b. Drivers: Monday – Friday: 5:00am – 6:30pm
- 4. Fare Schedule:
 - a. \$1.00 each way
 - b. Contract services
- 5. Number of Users per year:
 - a. One way: 26,795
 - b. Unduplicated: 651
- 6. Demographic Info:
 - a. System Population: 36,901
 - b. System Square Miles: 567
 - c. Elderly Disabled Stats:
 - i. Elderly Only (60+): 2,361

- ii. Disabled: 12,369
 - iii. Elderly and Disabled: 3,989
7. Buses
- a. 7 total vehicles
 - i. 2 new vehicles from ODOT in August will add to fleet
 - b. Goal is to have no vehicles older than 7 years
8. Needs:

- a. Funding
- b. Vehicle Replacement Plan
- c. Marketing Resources

9. Annual Budget
- a. Total System Costs: \$592,166
 - b. Total System Revenues: \$599,726
 - c. Total Capital Funds: \$61,000
 - d. Overall +/- : \$68,560
 - e. Annual Budget: \$596,266

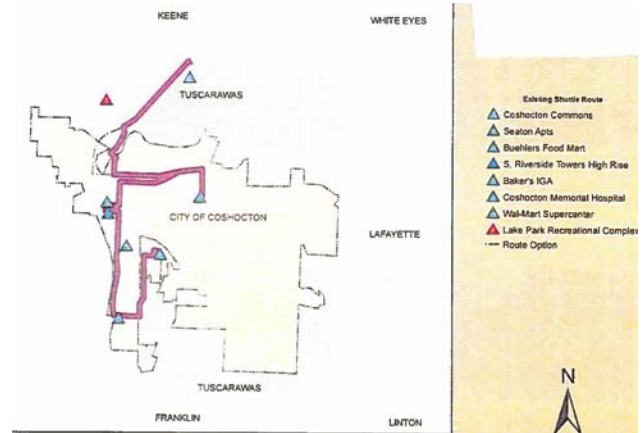


Figure 3-23: CCCTA Shuttle

10. Funding Sources
- a. ODOT
 - b. AAA – Title III
 - c. Social Service Contracts
 - i. Department of Jobs and Family Services
 - ii. Veterans Association
 - iii. COAD
 - iv. Medicaid Waivers

11. General Notes
- a. Offers shuttle service (see Figure 3-21) twice a week (Tuesday and Friday) from low-income and senior housing to shopping centers. Shuttle runs twice per each day of service, 10:00 am to 10:45 am and noon to 12:45 pm. Seniors ride for free and adults are \$1.00.
 - b. To improve access and mobility for low income residents and seniors, CCCTA is currently collaborating with City of Coshocton to install sidewalks to provide access from low income and senior housing areas to shopping, banking, and other services.
 - c. Collaborates with Tuscarawas County on Cleveland and Columbus trips
 - d. Currently 6 county drivers plus one contract driver who provides own vehicle, fuel, maintenance and insurance and follows all county requirements

3.5.4 Guernsey and Muskingum Counties (South East Area Transit)

1. Service Area:
 - a. Guernsey and Muskingum Counties
2. Fixed Routes and/or Call for Service:
 - a. Fixed Route
 - b. Call for Service
3. Days and Hours:
 - a. Monday – Friday: 8:00am – 5:00pm

4. Fare Schedule:
 - a. Regular Fare: \$1.00
 - b. Student Fare: \$0.75
 - c. Elderly/Disabled Fair: \$0.50
5. Number of Users per month and year:
 - a. Fixed Route Yearly: 81,489
 - i. E/D: 22,272
 - b. Call For Service Yearly: 41,383
 - i. E/D: 16,245
 - c. Combined Yearly: 122,872
 - i. E/D: 38,517
6. Demographic Info:
 - a. System Population: 124,938
 - b. System Square Miles: 1,187
 - c. Call for Ride Percent Demand Elderly/Disabled: 63.69%
 - d. Working class mainly, income challenged people
7. Needs:
 - a. Trouble Finding Drivers
 - i. Class B, with T endorsement
 - b. Operating Funds for more Drivers
 - i. Difficulty meeting local match
8. Annual Budget
 - a. Total System Costs: \$2,619,828
 - b. Total System Revenues: \$2,596,429
 - c. Total Capital Funds: \$62,551
 - d. Overall +/- : \$39,152
 - e. Annual Budget: \$2.8 million
9. Performance Measures

	<u>Fixed Route</u>	<u>Demand Response</u>
a. Operating Recovery Ratio:	4.88%	46.95%
b. Operating Expense/Vehicle Mile:	\$5.07	\$ 6.32
c. Operating Expense/Trip:	\$8.20	\$36.37
d. Passenger Trips/Vehicle Mile:	0.62	0.17

Fixed route service for the Cambridge/Byesville and Zanesville areas are shown in Figures 3-22 and 3-23.

Figure 3-24: SEAT Bus Routes – Byesville and Cambridge

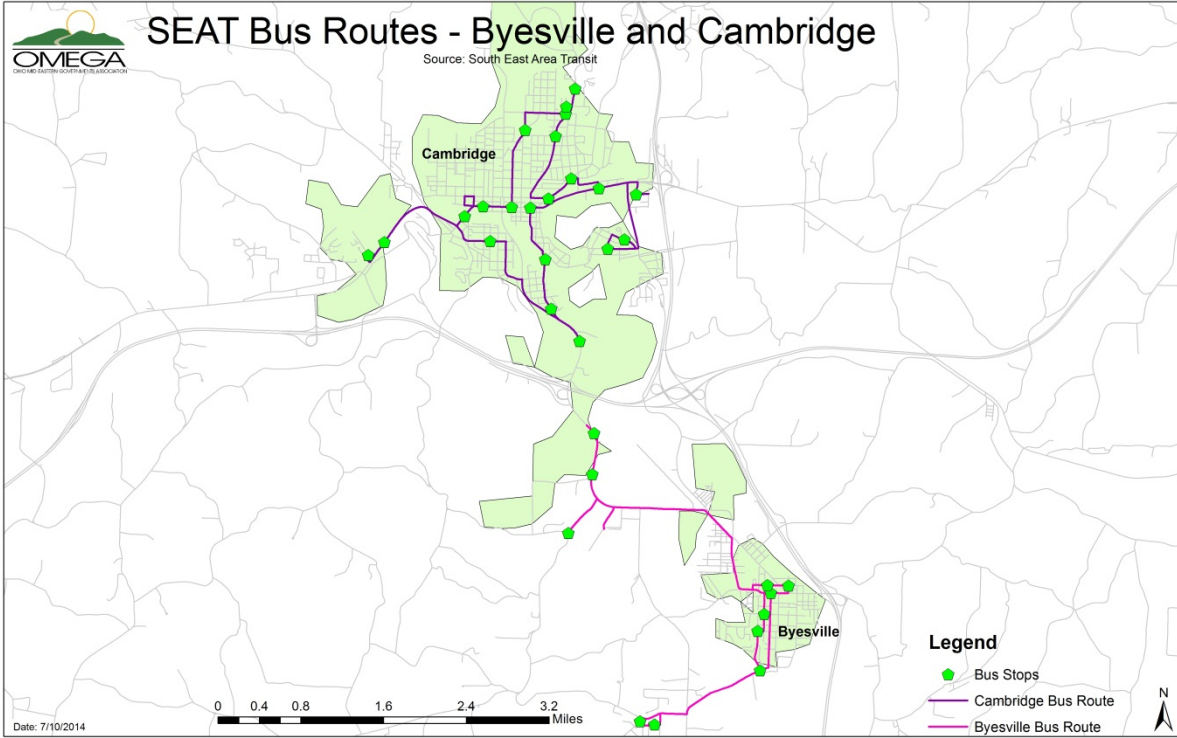
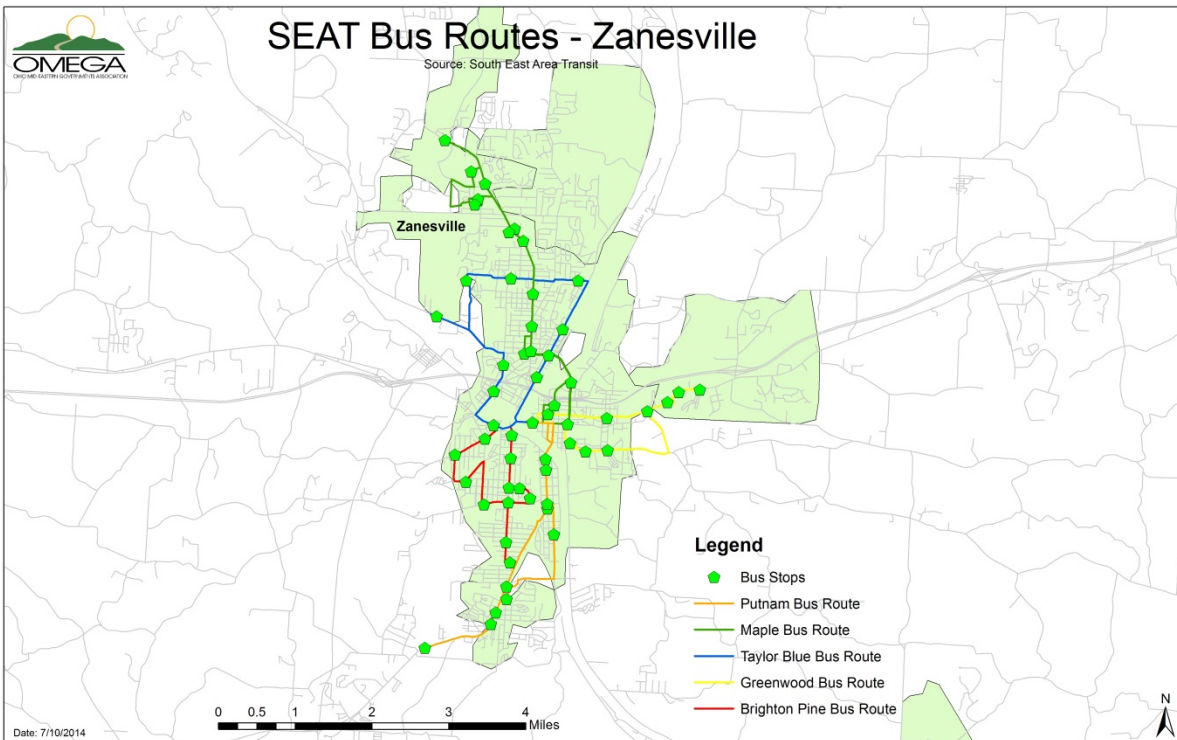


Figure 3-25: SEAT Bus Routes - Zanesville



3.5.5 Harrison County (Harrison County Rural Transit)

1. Service Area:
 - a. Harrison County
2. Fixed Routes and/or Call for Service:
 - a. Call for Service
3. Days and Hours:
 - a. Monday – Friday: 5:00am – 5:00pm
4. Fare Schedule:
 - a. Within Cadiz: \$2.00
 - b. Within Harrison County \$4.00 (one-way)
 - c. Out of County: \$4.00
 - i. After 40 miles additional \$0.25 per mile
5. Number of Users per month and year:
 - a. Yearly: 17,873
6. Demographic Info:
 - a. System Population: 15,856
 - b. System Square Miles: 404
 - c. Call for Ride Percent Demand Elderly/Disabled: 50.41%
 - d. Mostly in Village of Cadiz
7. Needs:
 - a. Operating Funds
 - i. Just came out of the Red
 - b. More Vehicles
 - c. More Drivers
8. Annual Budget
 - a. Total System Costs: \$567,008
 - b. Total System Revenues: \$567,008
 - c. Total Capital Funds: \$117,665
 - d. Overall +/- : \$117,665
 - e. Annual Budget (2014): \$608,073
9. Performance Measures
 - a. Operating Recovery Ratio: 43.88%
 - b. Operating Expense/Vehicle Mile: \$1.94
 - c. Operating Expense/Trip: \$31.72
 - d. Passenger Trips/Vehicle Mile: 0.06

3.5.6 Holmes County: None

3.5.7 Tuscarawas County (Tuscarawas Coordinated Public Transportation)

1. Service Area
 - a. Tuscarawas County
2. Fixed Routes and / or Call for Service:
 - a. Demand Response / Door to Door Service
3. Days and Hours:
 - a. Horizons
 - Monday –Friday 7 am to 11 pm
 - Saturday 5 am to 11 pm

- Sunday 7am to 4pm
 - b. Society for Equal Access (SEA)
 - Monday –Friday 4 am to 6 pm
 - c. Tuscarawas County Senior Center
 - Monday –Friday 8:15 am to 3:15 pm
 - Tuesday & Thursday 4 pm to 9:30 pm
 - Saturday 8:15 am to 4 pm
- 4. Fare Schedule:
 - a. Horizons
 - Monday –Friday 7 am to 4 pm
 - \$6.00 for round trips \$4.00 for one way
 - Medical, School or Work
 - Other trips \$10 to \$14 round trip depending on area of pick up
 - Monday – Friday after 4 pm, Saturday & Sunday
 - \$6.00 round trips
 - Out of County – Call for Rates
 - Contact Services
 - b. Society for Equal Access (SEA)
 - Rates depend on area of pick up
 - Call for Rates
 - Contact Services
 - c. Tuscarawas County Senior Center
 - Monday –Friday 8:15 am to 3:15 pm
 - Donation only
 - Tuesday & Thursday 4 pm to 9:30 pm & Saturday
 - \$6.00 round trips \$4.00 one way
- 5. Number of Users per month and year:
 - a. Horizons 20,541 yearly
 - b. Society for Equal Access (SEA) 24,845 yearly
 - c. Tuscarawas County Senior Center 20,751 yearly
- 6. Demographic Info:
 - a. System Populations: 92,582
 - b. System Square Miles: 572
 - c. Call for Ride Percent Demand Elderly/Disabled: approximately 90%
- 7. Needs:
 - a. Funding for operations / local match
 - b. Funding for medical appointments for elderly & low income clients going out of the county
- 8. Annual Budget
 - a. Horizons \$906,000
 - b. Society for Equal Access (SEA) \$841,000
 - c. Tuscarawas County Senior Center \$596,000